

BRAUNVIEH NAMIBIA



Breedplan EBVs

KLAS BV012

AURORA CINDY 08-0076LLG

Identification:

08-0076LLG

Sex:


Female

Birth Date:

28/12/2008

Computer Number:

[4040611552](#)

| 2014 Braunvieh - Namibia GROUP BREEDPLAN EBVs | | | | | | | | | | | | | | |
|---|-------------------|----------------|------------------|------------------|------------------|-------------------|-----------|-------------------|------------------|-------------------------|--------------|---------------|-----------------------|-------|
|  | Gest. Len. (days) | Birth Wt. (kg) | 200 Day Wt. (kg) | 400 Day Wt. (kg) | 600 Day Wt. (kg) | Mat. Cow Wt. (kg) | Milk (kg) | Scrotal Size (cm) | Carcase Wt. (kg) | Eye Muscle Area (sq.cm) | Rib Fat (mm) | Rump Fat (mm) | Retail Beef Yield (%) | IMF % |
| EBV | - | +1.7 | +19 | +27 | +35 | +42 | +8 | - | +18 | -0.4 | -0.3 | -0.5 | -0.1 | +0.1 |
| Acc | - | 71% | 66% | 66% | 69% | 61% | 47% | - | 51% | 37% | 56% | 56% | 52% | 48% |
| Breed Avg. EBVs for 2012 Born Calves Click for Percentiles | | | | | | | | | | | | | | |
| EBV | -0.1 | +1.5 | +13 | +20 | +25 | +26 | +3 | +0.2 | +15 | +0.6 | 0.0 | 0.0 | +0.1 | 0.0 |

KLAS BVO14

DELKOMS 09-0039JHT

Identification:

09-0039JHT

Sex:


Female

Birth Date:

10/04/2009

Computer Number:


[4040755391](#)

| 2014 Braunvieh - Namibia GROUP BREEDPLAN EBVs | | | | | | | | | | | | | | |
|---|-------------------|----------------|------------------|------------------|------------------|-------------------|-----------|-------------------|------------------|-------------------------|--------------|---------------|-----------------------|-------|
|  | Gest. Len. (days) | Birth Wt. (kg) | 200 Day Wt. (kg) | 400 Day Wt. (kg) | 600 Day Wt. (kg) | Mat. Cow Wt. (kg) | Milk (kg) | Scrotal Size (cm) | Carcase Wt. (kg) | Eye Muscle Area (sq.cm) | Rib Fat (mm) | Rump Fat (mm) | Retail Beef Yield (%) | IMF % |
| EBV | - | +0.3 | +6 | +8 | +9 | - | +2 | - | - | - | - | - | - | - |
| Acc | - | 37% | 26% | 27% | 29% | - | 23% | - | - | - | - | - | - | - |
| Breed Avg. EBVs for 2012 Born Calves Click for Percentiles | | | | | | | | | | | | | | |
| EBV | -0.1 | +1.5 | +13 | +20 | +25 | +26 | +3 | +0.2 | +15 | +0.6 | 0.0 | 0.0 | +0.1 | 0.0 |

KLAS BV019

AURORA LINSI 12-0089LLG


Identification: 12-0089LLG
Sex: Female
Birth Date: 25/10/2012
Computer Number: [4041002595](#)

| INTERIM GROUP BREEDPLAN EBVS 04/09/2014 | | | | | | | | | | | | | | |
|---|-------------------|----------------|------------------|------------------|------------------|-------------------|-----------|-------------------|------------------|-------------------------|--------------|---------------|-----------------------|-------|
|  | Gest. Len. (days) | Birth Wt. (kg) | 200 Day Wt. (kg) | 400 Day Wt. (kg) | 600 Day Wt. (kg) | Mat. Cow Wt. (kg) | Milk (kg) | Scrotal Size (cm) | Carcase Wt. (kg) | Eye Muscle Area (sq.cm) | Rib Fat (mm) | Rump Fat (mm) | Retail Beef Yield (%) | IMF % |
| EBV | - | +3.5 | +17 | +25 | +38 | - | - | - | - | - | - | - | - | - |
| Acc | - | 68% | 55% | 51% | 53% | - | - | - | - | - | - | - | - | - |
| Breed Avg. EBVs for 2012 Born Calves Click for Percentiles | | | | | | | | | | | | | | |
| EBV | -0.1 | +1.5 | +13 | +20 | +25 | +26 | +3 | +0.2 | +15 | +0.6 | 0.0 | 0.0 | +0.1 | 0.0 |

KLAS BV021

AURORA FILNA 13-0067LLGLLG


Identification: 13-0067LLG
Sex: Female
Birth Date: 28/07/2014
Computer Number: [4041092992](#)

| INTERIM GROUP BREEDPLAN EBVS 04/09/2014 | | | | | | | | | | | | | | |
|---|-------------------|----------------|------------------|------------------|------------------|-------------------|-----------|-------------------|------------------|-------------------------|--------------|---------------|-----------------------|-------|
|  | Gest. Len. (days) | Birth Wt. (kg) | 200 Day Wt. (kg) | 400 Day Wt. (kg) | 600 Day Wt. (kg) | Mat. Cow Wt. (kg) | Milk (kg) | Scrotal Size (cm) | Carcase Wt. (kg) | Eye Muscle Area (sq.cm) | Rib Fat (mm) | Rump Fat (mm) | Retail Beef Yield (%) | IMF % |
| EBV | - | +2.3 | +19 | +27 | +40 | - | - | - | - | - | - | - | - | - |
| Acc | - | 69% | 52% | 51% | 53% | - | - | - | - | - | - | - | - | - |
| Breed Avg. EBVs for 2012 Born Calves Click for Percentiles | | | | | | | | | | | | | | |
| EBV | -0.1 | +1.5 | +13 | +20 | +25 | +26 | +3 | +0.2 | +15 | +0.6 | 0.0 | 0.0 | +0.1 | 0. |

KLAS BV023

AURORA BUFFY 13-0101LLG


Identification: 13-0101LLG
Sex: Female
Birth Date: 01/11/2013
Computer Number: [4041123573](#)

| INTERIM GROUP BREEDPLAN EBVS 04/09/2014 | | | | | | | | | | | | | | |
|---|-------------------|----------------|------------------|------------------|------------------|-------------------|-----------|-------------------|------------------|-------------------------|--------------|---------------|-----------------------|-------|
|  | Gest. Len. (days) | Birth Wt. (kg) | 200 Day Wt. (kg) | 400 Day Wt. (kg) | 600 Day Wt. (kg) | Mat. Cow Wt. (kg) | Milk (kg) | Scrotal Size (cm) | Carcase Wt. (kg) | Eye Muscle Area (sq.cm) | Rib Fat (mm) | Rump Fat (mm) | Retail Beef Yield (%) | IMF % |
| EBV | - | +3.1 | +16 | +23 | +33 | - | - | - | - | - | - | - | - | - |
| Acc | - | 66% | 45% | 44% | 46% | - | - | - | - | - | - | - | - | - |
| Breed Avg. EBVs for 2012 Born Calves Click for Percentiles | | | | | | | | | | | | | | |
| EBV | -0.1 | +1.5 | +13 | +20 | +25 | +26 | +3 | +0.2 | +15 | +0.6 | 0.0 | 0.0 | +0.1 | 0.0 |

KLAS BV023

AURORA LIZEL 13-0082LLG


Identification: 13-0082LLG
Sex: Female
Birth Date: 23/10/2013
Computer Number: [4041123334](#)

| INTERIM GROUP BREEDPLAN EBVS 04/09/2014 | | | | | | | | | | | | | | |
|---|-------------------|----------------|------------------|------------------|------------------|-------------------|-----------|-------------------|------------------|-------------------------|--------------|---------------|-----------------------|-------|
|  | Gest. Len. (days) | Birth Wt. (kg) | 200 Day Wt. (kg) | 400 Day Wt. (kg) | 600 Day Wt. (kg) | Mat. Cow Wt. (kg) | Milk (kg) | Scrotal Size (cm) | Carcase Wt. (kg) | Eye Muscle Area (sq.cm) | Rib Fat (mm) | Rump Fat (mm) | Retail Beef Yield (%) | IMF % |
| EBV | - | +1.1 | - | - | - | - | - | - | - | - | - | - | - | - |
| Acc | - | 65% | - | - | - | - | - | - | - | - | - | - | - | - |
| Breed Avg. EBVs for 2012 Born Calves Click for Percentiles | | | | | | | | | | | | | | |
| EBV | -0.1 | +1.5 | +13 | +20 | +25 | +26 | +3 | +0.2 | +15 | +0.6 | 0.0 | 0.0 | +0.1 | 0.0 |

KLAS BV030

AURORA FRITOS 14-0072LLG


Identification: 14-0072LLG
Sex: Male
Birth Date: 25/07/2014
Computer Number: [4041196694](#)

| INTERIM GROUP BREEDPLAN EBVS 04/09/2014 | | | | | | | | | | | | | | |
|---|-------------------|----------------|------------------|------------------|------------------|-------------------|-----------|-------------------|------------------|-------------------------|--------------|---------------|-----------------------|-------|
|  | Gest. Len. (days) | Birth Wt. (kg) | 200 Day Wt. (kg) | 400 Day Wt. (kg) | 600 Day Wt. (kg) | Mat. Cow Wt. (kg) | Milk (kg) | Scrotal Size (cm) | Carcase Wt. (kg) | Eye Muscle Area (sq.cm) | Rib Fat (mm) | Rump Fat (mm) | Retail Beef Yield (%) | IMF % |
| EBV | - | +1.5 | - | - | - | - | - | - | - | - | - | - | - | - |
| Acc | - | 50% | - | - | - | - | - | - | - | - | - | - | - | - |
| Breed Avg. EBVs for 2012 Born Calves Click for Percentiles | | | | | | | | | | | | | | |
| EBV | -0.1 | +1.5 | +13 | +20 | +25 | +26 | +3 | +0.2 | +15 | +0.6 | 0.0 | 0.0 | +0.1 | 0. |

KLAS BVO31

AURORA FERRARI 14-0049LLG


Identification: 14-0049LLG
Sex: Male
Birth Date: 21/05/2014
Computer Number: [4041191893](#)

| INTERIM GROUP BREEDPLAN EBVS 04/09/2014 | | | | | | | | | | | | | | |
|---|-------------------|----------------|------------------|------------------|------------------|-------------------|-----------|-------------------|------------------|-------------------------|--------------|---------------|-----------------------|-------|
|  | Gest. Len. (days) | Birth Wt. (kg) | 200 Day Wt. (kg) | 400 Day Wt. (kg) | 600 Day Wt. (kg) | Mat. Cow Wt. (kg) | Milk (kg) | Scrotal Size (cm) | Carcase Wt. (kg) | Eye Muscle Area (sq.cm) | Rib Fat (mm) | Rump Fat (mm) | Retail Beef Yield (%) | IMF % |
| EBV | - | +2.2 | - | - | - | - | +1 | - | - | - | - | - | - | - |
| Acc | - | 55% | - | - | - | - | 37% | - | - | - | - | - | - | - |
| Breed Avg. EBVs for 2012 Born Calves Click for Percentiles | | | | | | | | | | | | | | |
| EBV | -0.1 | +1.5 | +13 | +20 | +25 | +26 | +3 | +0.2 | +15 | +0.6 | 0.0 | 0.0 | +0.1 | 0. |

KLAS BVO38

AURORA CHAMP 12-0070LLG

Identification: 12-0070LLG
Sex: Male
Birth Date: 26/09/2012
Computer Number: [4041002561](#)

| INTERIM GROUP BREEDPLAN EBVS 04/09/2014 | | | | | | | | | | | | | | |
|---|-------------------|----------------|------------------|------------------|------------------|-------------------|-----------|-------------------|------------------|-------------------------|--------------|---------------|-----------------------|-------|
|  | Gest. Len. (days) | Birth Wt. (kg) | 200 Day Wt. (kg) | 400 Day Wt. (kg) | 600 Day Wt. (kg) | Mat. Cow Wt. (kg) | Milk (kg) | Scrotal Size (cm) | Carcase Wt. (kg) | Eye Muscle Area (sq.cm) | Rib Fat (mm) | Rump Fat (mm) | Retail Beef Yield (%) | IMF % |
| EBV | - | +4.6 | +24 | +39 | +56 | - | +6 | - | - | - | - | - | - | - |
| Acc | - | 67% | 56% | 52% | 53% | - | 36% | - | - | - | - | - | - | - |
| Breed Avg. EBVs for 2012 Born Calves Click for Percentiles | | | | | | | | | | | | | | |
| EBV | -0.1 | +1.5 | +13 | +20 | +25 | +26 | +3 | +0.2 | +15 | +0.6 | 0.0 | 0.0 | +0.1 | 0.0 |

KLAS BVO40

AURORA CYRIL 11-0082LLG

Identification:

11-0082LLG

Sex:


Male

Birth Date:

09/11/2011

Computer Number:


[4040867097](#)

| 2014 Braunvieh - Namibia GROUP BREEDPLAN EBVs | | | | | | | | | | | | | | |
|---|-------------------|----------------|------------------|------------------|------------------|-------------------|-----------|-------------------|------------------|-------------------------|--------------|---------------|-----------------------|-------|
|  | Gest. Len. (days) | Birth Wt. (kg) | 200 Day Wt. (kg) | 400 Day Wt. (kg) | 600 Day Wt. (kg) | Mat. Cow Wt. (kg) | Milk (kg) | Scrotal Size (cm) | Carcase Wt. (kg) | Eye Muscle Area (sq.cm) | Rib Fat (mm) | Rump Fat (mm) | Retail Beef Yield (%) | IMF % |
| EBV | - | +1.8 | +19 | +26 | +39 | - | - | - | +19 | -0.2 | -0.4 | -0.6 | +0.1 | 0.0 |
| Acc | - | 67% | 57% | 54% | 55% | - | - | - | 40% | 27% | 37% | 37% | 35% | 31% |
| Breed Avg. EBVs for 2012 Born Calves Click for Percentiles | | | | | | | | | | | | | | |
| EBV | -0.1 | +1.5 | +13 | +20 | +25 | +26 | +3 | +0.2 | +15 | +0.6 | 0.0 | 0.0 | +0.1 | 0.0 |

KLAS BVO41

DELKOMS ALFIE 10-0027JHT

Identification: 10-0027LLG
Sex: Male
Birth Date: 28/04/2011
Computer Number: [4040769657](#)

| 2014 Braunvieh - Namibia GROUP BREEDPLAN EBVs | | | | | | | | | | | | | | |
|---|-------------------|----------------|------------------|------------------|------------------|-------------------|-----------|-------------------|------------------|-------------------------|--------------|---------------|-----------------------|-------|
|  | Gest. Len. (days) | Birth Wt. (kg) | 200 Day Wt. (kg) | 400 Day Wt. (kg) | 600 Day Wt. (kg) | Mat. Cow Wt. (kg) | Milk (kg) | Scrotal Size (cm) | Carcase Wt. (kg) | Eye Muscle Area (sq.cm) | Rib Fat (mm) | Rump Fat (mm) | Retail Beef Yield (%) | IMF % |
| EBV | - | +1.9 | +16 | +29 | +33 | - | - | - | - | - | - | - | - | - |
| Acc | - | 54% | 47% | 51% | 48% | - | - | - | - | - | - | - | - | - |
| Breed Avg. EBVs for 2012 Born Calves Click for Percentiles | | | | | | | | | | | | | | |
| EBV | -0.1 | +1.5 | +13 | +20 | +25 | +26 | +3 | +0.2 | +15 | +0.6 | 0.0 | 0.0 | +0.1 | 0.0 |